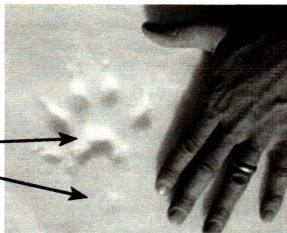


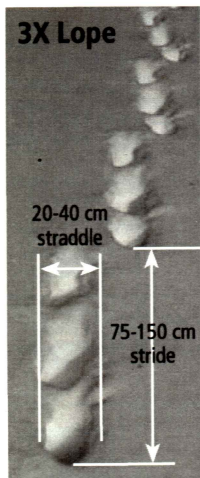
Characteristics of a wolverine print:

- 5 toes (fifth toe not always present)
- 8 - 10 cm across
- 10 - 12 cm long including claws and metacarpal print
- Chevron-shaped inter-digital pad
- Metacarpal print (not always present)
- 2X or 3X loping gait (see illustration)



If you see a wolverine track:

- Note time and date.
- Locate on map as precisely as possible; ideally take a GPS point.
- Photograph individual prints and gait patterns. Include something for scale, such as a pen, glove, etc.
- Measure or estimate size of individual prints (length, width) and distance between tracks (stride and straddle). See illustration below.
- Describe the track (holes in snow, scat, travel route, behaviour, etc.).
- Note interesting environmental factors. Is there an ungulate carcass nearby? Are there obvious signs of other wildlife?



If you see a wolverine:
Please report the sighting with as much information as possible:
colour and markings, location,
heading, terrain,
speed of travel, etc.

To record your observations,
visit the **WolverineWatch** website
and follow link to the
Wolverine Reports page:
WolverineWatch.org

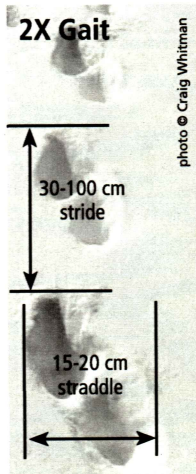


photo © Craig Whitman